



Round 7 Queensland Moto Park 14 August 2022



MAXXIS[®] TYRES

MAXXIS MX3

Moto 2

Date: 14/08/22
Event: R06
Weather: Sunny - Temp: 20.9C
Track: Good

Started at: 13:50:34
Laps: 20 Min + 1 Lap
Starters: 38
Printed at: 14:22

PROVISIONAL CLASSIFICATION

Pos	No	Name	Machine	Laps	Race Time	Behind Leader	Behind Prev	Fastest Lap	On Lap
1	62	Ryan ALEXANDERSON (QLD) / KTM Factory Racing Team / Motorex / AE Group Civi & Mining / Seven / Dunlop	KTM SXF 250	12	23:57.233			1:59.464	7
2	18	Myles GILMORE (WA) / J&J Motorcycles / Sports Power Kalgoorlie	KTM SXF 250	12	24:01.456	4.223	4.223	1:59.759	8
3	410	Jake CANNON (QLD) / GYTR Yamaha Junior Racing	Yamaha YZF 250	12	24:05.552	8.319	4.096	1:59.447	5
4	204	Liam OWENS (QLD) / TDUB / Husqvarna Aust. / MPE Suspension / BSMX / M2R Helmets / Oakley	Husqvarna FC 250	12	24:05.988	8.755	.436	1:59.061	9
5	23	Byron DENNIS (NSW) / GasGas Australia	GasGas MC 250	12	24:22.724	25.491	16.736	2:01.140	2
6	185	Ryley FITZPATRICK (QLD) / Rising M-sports / Motorcycles R Us / Brisbane GasGas / BK.Aviation / ATR Susp.	GasGas MC 250	12	24:24.207	26.974	1.483	2:01.745	6
7	38	Thynan KEAN (VIC)	Honda CRF 250	12	24:28.711	31.478	4.504	1:59.343	7
8	66	Kayden MINEAR (WA) / KTM Junior Racing Team / Motorex / TroyLeeDesigns / Dunlop / OakleyAus	KTM SXF 250	12	24:42.542	45.309	13.831	2:02.225	3
9	43	Jack MATHER (QLD) / Husqvarna M-cycles Aust. / Motorex / FLY / Bridgestone / FMF Vision / MPE	Husqvarna FC 250	12	24:45.018	47.785	2.476	2:01.802	12
10	110	Rian KING (TKI) / North Star Pastoral / Crown Kiwi Enterprises / KTM / Alpinestars / Bell Helmets	KTM SXF 250	12	24:50.742	53.509	5.724	2:02.382	3
11	28	Cooper HOLROYD (NSW) / Truckserv / Cory Hillsley Performance / 21 Motovan Conversions / Rhino	Yamaha YZF 250	12	24:56.140	58.907	5.398	2:02.147	6
12	25	Jyle CAMPBELL (NSW) / Trooper Lu's / 100% Masonry / Holeshoot Graphics / Factory Spec	Yamaha YZF 250	12	25:03.908	1:06.675	7.768	2:04.093	12
13	42	Jet ALSOP (QLD) / KTM Junior Racing Team / Motorex / Troy Lee Designs / Dunlop / Moto1 M-c	KTM SXF 250	12	25:04.242	1:07.009	.334	2:03.850	12
14	20	Logan DENIZE (NTL) / CML / Gasgas	GasGas MC 250	12	25:20.951	1:23.718	16.709	2:04.963	12
15	17	Cody KILPATRICK (NSW) / Pro-Moto Suspension / Hunter Moto / Incite Graphics	Kawasaki KX 250	12	25:22.462	1:25.229	1.511	2:05.378	12
16	277	Cooper ROWE (NSW) / R & D Husky / Swimaway / MX R & D	Husqvarna FC 250	12	25:30.690	1:33.457	8.228	2:05.267	7
17	202	Connor ROSSANDICH (NSW) / Carr Brothers KTM / Shift / Fist Gloves / New Image Landscape / Apro Racing	KTM SXF 250	12	25:40.014	1:42.781	9.324	2:06.310	10
18	60	Brock FLYNN (WA) / Husqvarna Aus / Motorex / WP Suspension / MXRP / Fly Racing	Husqvarna FC 250	12	25:57.772	2:00.539	17.758	1:59.170	4
19	29	Connar ADAMS (VIC) / KTM Aust. / Whinner M-cycles / Peter Stevens M-cycles / Thor / Pirelli / SKDA	KTM SXF 250	12	25:58.728	2:01.495	.956	2:07.955	3
20	33	Jack McLEAN (SA)	Yamaha YZF 250	12	25:58.941	2:01.708	.213	2:08.498	12
21	182	Jayden BINGER (QLD) / Pinnacle Engineering / Intent MX / Nastyone / Motocross Products / RaceTek	Yamaha YZF 250	12	26:00.495	2:03.262	1.554	2:08.095	12
22	294	Koby HANTIS (NSW) / Yamaha Motors Aust. / VP Racing Fuels / Pro Moto Susp. / Willmax Designs	Yamaha YZF 250	11	23:58.934	1 Lap		2:07.001	2


Chief Timekeeper - Scott Laing


Race Director - Mark Hancock



www.computime.com.au
COMPUTIME RACE TIMING SYSTEMS PTY LTD





Round 7 Queensland Moto Park 14 August 2022



MAXXIS[®] TYRES

MAXXIS MX3

Moto 2

Date: 14/08/22
Event: R06
Weather: Sunny - Temp: 20.9C
Track: Good


Started at: 13:50:34
Laps: 20 Min + 1 Lap
Starters: 38
Printed at: 14:22

PROVISIONAL CLASSIFICATION

Pos	No	Name	Machine	Laps	Race Time	Behind Leader	Behind Prev	Fastest Lap	On Lap
23	751	Angus PEARCE (TAS) / Yamaha Junior Development Team	Yamaha YZF 250	11	24:00.479	1 Lap	1.545	2:09.187	2
24	129	Blake HAIDLEY (QLD) / Moto 1 M-cycles / Motorex / Fox Racing / Bell Helmets / 100% Goggeles	KTM SXF 250	11	24:11.238	1 Lap	10.759	2:09.390	6
25	44	Jake RUMENS (WA) / Yamaha Junior Race Team / Yamaha Aust. / SRD / WBR M-cycles / Bee Firm NRG Drink	Yamaha YZF 250	11	24:18.127	1 Lap	6.889	2:09.791	4
26	460	Kai BONNING (QLD) / Team Moto Yamaha Gold Coast / Sparks Motors / O'Neil	Yamaha YZF 250	11	24:22.309	1 Lap	4.182	2:08.258	2
27	215	Corey CHICKEN (QLD) / Rising Motorsports	GasGas MC 250	11	24:27.417	1 Lap	5.108	2:10.429	7
28	111	Justin HARROW (NSW) / Dubbo City M-cycles / Harows Transport / Chris Woods Performance	KTM SXF 250	11	24:36.596	1 Lap	9.179	2:09.895	2
29	267	Kynan ROSSANDICH (NSW) / Carr Brothers KTM / Shift / Fist Gloves / New Image Landscape / Apro Racing	KTM SXF 250	11	24:40.354	1 Lap	3.758	2:11.222	2
30	147	Frederick TAYLOR (QLD) / Featherstone M-sport / QB4 Racing / MJJ Smith Group / Team Ferris Training	KTM SXF 250	11	24:41.927	1 Lap	1.573	2:10.102	3
31	423	Zac O'LOAN (QLD) / Moto1 M-cycles / 100% / Fox Racing / Bell / Alpinestars / Dunlop / Motorex	KTM SXF 250	11	24:53.001	1 Lap	11.074	2:11.388	6
32	140	Casey WILMINGTON (QLD) / TDub / BSMX		11	24:53.825	1 Lap	.824	2:13.160	3
33	935	Joel FREIBERG (QLD)	Husqvarna 125	11	25:06.282	1 Lap	12.457	2:13.553	2
34	274	Oliver PATERNO (NSW) / Port Macquarie Motorcycles	Yamaha YZF 125	11	25:19.530	1 Lap	13.248	2:12.624	3
35	76	Zane MACKINTOSH (VIC) / Honda Ride Red / Fly / Bridgestone / SKDA / M2R Helmets / JP Sports Physio	Honda CRF 250	10	24:20.524	2 Laps		2:19.422	5
DNF	404	Jake ROBB (NSW)	Yamaha YZF 250	10	23:38.636	1 Lap	-41.888	2:15.208	4
DNF	12	Jack BYRNE (TAS) / Penrite / Ridemore Australia / Fox Racing Australia / Get Ignition	Honda CRF 250	9	21:05.248	2 Laps		2:10.234	7
DNF	71	Wyatt DELANGEN (QLD) / 00 Eliterider Training / MPE Suspension / Motorex Aus / Fly Racing	KTM SXF 250	1	3:21.847	10 Laps			

Fastest Lap was 1:59.061 by Liam OWENS (QLD)

The results are provisional until the end of the time limit for protests and appeals.


Chief Timekeeper - Scott Laing


Race Director - Mark Hancock



www.computime.com.au
COMPUTIME RACE TIMING SYSTEMS PTY LTD





Round 7 Queensland Moto Park 14 August 2022



MAXXIS[®] TYRES

MAXXIS MX3

Moto 2


Date: 14/08/22
Event: R06
Weather: Sunny - Temp: 20.9C
Track: Good

Started at: 13:50:34
Laps: 20 Min + 1 Lap
Starters: 38
Printed at: 14:22

PROVISIONAL LAP TIMES

No	Name	Lap 1	Lap 2	Lap 3	Lap 4	Lap 5	Lap 6	Lap 7	Lap 8	Lap 9	Lap 10	Lap 11	Lap 12
12	Jack BYRNE (TAS)	2:13.356	2:15.108	2:13.456	2:33.546	2:12.316	2:11.842	2:10.234	2:17.296	2:58.094			
17	Cody KILPATRICK (NSW)	2:02.492	2:08.778	2:05.920	2:06.136	2:07.009	2:06.507	2:07.156	2:08.627	2:08.830	2:07.846	2:07.783	2:05.378
18	Myles GILMORE (WA)	1:51.058	2:01.056	1:59.836	1:59.887	1:59.781	2:00.658	2:00.510	1:59.759	2:00.540	2:01.749	2:02.619	2:04.003
20	Logan DENIZE (NTL)	1:56.393	2:05.471	2:05.557	2:06.700	2:07.141	2:07.115	2:10.449	2:12.132	2:09.370	2:08.270	2:07.390	2:04.963
23	Byron DENNIS (NSW)	1:50.332	2:01.140	2:04.558	2:02.172	2:03.121	2:02.093	2:03.584	2:02.353	2:02.037	2:04.912	2:03.596	2:02.826
25	Jyle CAMPBELL (NSW)	2:00.227	2:05.262	2:04.325	2:05.071	2:06.690	2:07.843	2:05.030	2:06.213	2:05.824	2:07.061	2:06.269	2:04.093
28	Cooper HOLROYD (NSW)	1:57.551	2:06.214	2:05.256	2:05.339	2:02.984	2:02.147	2:03.245	2:03.857	2:03.492	2:06.143	2:04.274	2:15.638
29	Connar ADAMS (VIC)	2:01.814	2:08.393	2:07.955	2:11.526	2:15.463	2:10.927	2:10.388	2:11.200	2:11.204	2:10.796	2:09.676	2:09.386
33	Jack McLEAN (SA)	2:04.274	2:11.705	2:11.038	2:10.259	2:10.159	2:09.596	2:11.310	2:11.985	2:10.975	2:09.121	2:10.021	2:08.498
38	Thynan KEAN (VIC)	1:58.281	2:05.610	2:03.977	2:01.261	2:01.735	2:01.806	1:59.343	2:00.878	2:04.436	2:04.486	2:04.252	2:02.646
42	Jet ALSOP (QLD)	2:05.211	2:07.138	2:06.181	2:05.454	2:04.517	2:04.056	2:06.268	2:05.178	2:04.226	2:06.172	2:05.991	2:03.850
43	Jack MATHER (QLD)	1:57.844	2:04.581	2:02.170	2:01.950	2:02.819	2:04.321	2:02.905	2:11.899	2:04.734	2:05.742	2:04.251	2:01.802
44	Jake RUMENS (WA)	2:05.451	2:12.971	2:11.965	2:09.791	2:26.500	2:11.600	2:11.082	2:10.726	2:11.184	2:16.105	2:10.752	
60	Brock FLYNN (WA)	1:56.682	2:03.827	3:12.351	1:59.170	2:03.901	2:04.717	2:05.918	2:04.624	2:06.886	2:05.014	2:08.372	2:06.310
62	Ryan ALEXANDERSON (QLD)	1:54.069	2:00.000	2:00.648	1:59.520	2:00.096	2:00.273	1:59.464	1:59.768	2:00.197	2:00.405	2:00.013	2:02.780
66	Kayden MINEAR (WA)	1:54.802	2:02.283	2:02.225	2:03.421	2:10.435	2:03.005	2:04.026	2:04.975	2:03.128	2:03.862	2:04.189	2:06.191
71	Wyatt DELANGEN (QLD)	3:21.847											
76	Zane MACKINTOSH (VIC)	2:19.801	2:24.561	2:21.758	2:19.672	2:19.422	2:39.383	2:29.844	2:27.346	2:28.940	2:29.797		
110	Rian KING (TKI)	1:55.763	2:03.278	2:02.382	2:04.075	2:03.647	2:04.754	2:05.325	2:06.378	2:07.075	2:05.391	2:04.891	2:07.783
111	Justin HARROW (NSW)	2:21.665	2:09.895	2:14.108	2:11.792	2:12.791	2:11.564	2:12.602	2:15.350	2:19.524	2:14.943	2:12.362	
129	Blake HAIDLEY (QLD)	2:14.630	2:12.330	2:11.314	2:10.716	2:09.760	2:09.390	2:10.198	2:10.909	2:12.520	2:11.998	2:17.473	
140	Casey WILMINGTON (QLD)	2:14.918	2:15.435	2:13.160	2:15.914	2:15.514	2:16.234	2:14.607	2:15.521	2:18.058	2:14.825	2:19.639	
147	Frederick TAYLOR (QLD)	2:08.834	2:14.328	2:10.102	2:10.478	2:12.017	2:24.380	2:13.610	2:14.520	2:17.758	2:16.688	2:19.212	
182	Jayden BINGER (QLD)	2:09.450	2:11.614	2:11.088	2:10.566	2:09.257	2:13.086	2:10.817	2:08.905	2:08.261	2:08.163	2:11.193	2:08.095
185	Ryley FITZPATRICK (QLD)	1:53.435	2:01.954	2:02.231	2:03.237	2:03.163	2:01.745	2:02.830	2:01.937	2:02.541	2:04.175	2:03.962	2:02.997
202	Connor ROSSANDICH (NSW)	2:06.455	2:09.030	2:07.209	2:07.649	2:07.159	2:07.435	2:07.550	2:08.480	2:09.683	2:06.310	2:09.659	2:13.395
204	Liam OWENS (QLD)	1:52.530	2:00.791	2:03.128	2:02.689	2:03.119	2:01.998	2:00.371	2:00.369	1:59.061	2:01.128	2:01.210	1:59.594
215	Corey CHICKEN (QLD)	2:07.711	2:12.628	2:11.066	2:11.192	2:11.728	2:12.642	2:10.429	2:10.535	2:26.866	2:17.698	2:14.922	
267	Kynan ROSSANDICH (NSW)	2:12.603	2:11.222	2:14.471	2:17.755	2:17.141	2:12.395	2:13.384	2:19.629	2:14.049	2:15.799	2:11.906	
274	Oliver PATERNO (NSW)	2:10.903	2:13.458	2:12.624	2:14.582	2:39.612	2:15.306	2:19.928	2:18.034	2:18.679	2:18.542	2:17.862	
277	Cooper ROWE (NSW)	2:11.401	2:10.390	2:06.101	2:08.174	2:06.925	2:05.667	2:05.267	2:05.893	2:08.839	2:07.947	2:06.108	2:07.978
294	Koby HANTIS (NSW)	2:27.703	2:07.001	2:09.300	2:09.955	2:09.487	2:09.380	2:07.997	2:08.895	2:09.874	2:08.969	2:10.373	
404	Jake ROBB (NSW)	2:24.343	2:16.691	2:15.702	2:15.208	2:17.144	2:18.417	2:33.483	2:32.134	2:21.696	2:23.818		
410	Jake CANNON (QLD)	1:51.603	2:01.095	2:01.068	1:59.691	1:59.447	2:03.106	2:00.468	2:03.860	2:02.885	2:01.441	2:01.219	1:59.669
423	Zac O'LOAN (QLD)	2:13.677	2:12.135	2:13.566	2:12.295	2:27.488	2:11.388	2:13.208	2:16.412	2:15.481	2:17.893	2:19.458	
460	Kai BONNING (QLD)	2:37.863	2:08.258	2:09.772	2:10.117	2:10.085	2:10.335	2:08.974	2:09.351	2:12.729	2:13.138	2:11.687	
751	Angus PEARCE (TAS)	2:02.867	2:09.187	2:09.967	2:09.493	2:21.625	2:10.883	2:10.762	2:11.386	2:10.864	2:10.659	2:12.786	
935	Joel FREIBERG (QLD)	2:12.111	2:13.553	2:15.512	2:13.958	2:19.092	2:14.951	2:14.003	2:21.776	2:18.827	2:23.181	2:19.318	

The results are provisional until the end of the time limit for protests and appeals.


Chief Timekeeper - Scott Laing


Race Director - Mark Hancock



www.computime.com.au
COMPUTIME RACE TIMING SYSTEMS PTY LTD





Round 7 Queensland Moto Park 14 August 2022



MAXXIS[®] TYRES

MAXXIS MX3 Moto 2

Date: 14/08/22
Event: R06
Weather: Sunny - Temp: 20.9C
Track: Good

Started at: 13:50:34
Laps: 20 Min + 1 Lap
Starters: 38
Printed at: 14:22

PROVISIONAL SPLIT TIMES

Lap	Split 1	Split 2	Split 3	Lap Time	Lap	Split 1	Split 2	Split 3	Lap Time
12 Jack BYRNE (TAS) (DNF)					6	43.584	43.824	39.707	2:07.115
1	42.390	48.346	42.620	2:13.356	7	43.180	45.636	41.633	2:10.449
2	46.878	47.686	40.544	2:15.108	8	45.761	45.545	40.826	2:12.132
3	45.125	47.337	40.994	2:13.456	9	44.516	45.239	39.615	2:09.370
4	44.902	1:09.145	39.499	2:33.546	10	44.220	44.671	39.379	2:08.270
5	44.424	48.042	39.850	2:12.316	11	44.285	43.734	39.371	2:07.390
6	44.697	47.382	39.763	2:11.842	12	43.160	43.184	38.619	2:04.963
7	44.386	45.869	39.979	2:10.234	23 Byron DENNIS (NSW) (5th)				
8	47.895	48.321	41.080	2:17.296	1	30.425	42.401	37.506	1:50.332
9	1:09.483	59.614	48.997	2:58.094	2	41.338	42.398	37.404	2:01.140
17 Cody KILPATRICK (NSW) (15th)					3	42.002	43.313	39.243	2:04.558
1	36.952	45.003	40.537	2:02.492	4	42.129	42.407	37.636	2:02.172
2	44.864	44.153	39.761	2:08.778	5	42.173	42.779	38.169	2:03.121
3	42.455	43.577	39.888	2:05.920	6	41.468	42.601	38.024	2:02.093
4	43.384	43.280	39.472	2:06.136	7	42.462	43.687	37.435	2:03.584
5	42.432	44.420	40.157	2:07.009	8	41.754	42.742	37.857	2:02.353
6	43.114	44.065	39.328	2:06.507	9	42.075	42.363	37.599	2:02.037
7	43.173	44.564	39.419	2:07.156	10	42.493	43.663	38.756	2:04.912
8	44.054	44.881	39.692	2:08.627	11	42.092	43.211	38.293	2:03.596
9	44.428	44.444	39.958	2:08.830	12	41.586	43.027	38.213	2:02.826
10	43.845	45.040	38.961	2:07.846	25 Jyle CAMPBELL (NSW) (12th)				
11	43.793	44.340	39.650	2:07.783	1	36.616	43.805	39.806	2:00.227
12	42.659	43.106	39.613	2:05.378	2	43.086	44.099	38.077	2:05.262
18 Myles GILMORE (WA) (2nd)					3	42.728	43.102	38.495	2:04.325
1	30.594	42.722	37.742	1:51.058	4	42.791	43.676	38.604	2:05.071
2	41.000	42.690	37.366	2:01.056	5	43.217	43.825	39.648	2:06.690
3	40.921	41.995	36.920	1:59.836	6	43.713	45.475	38.655	2:07.843
4	40.655	42.175	37.057	1:59.887	7	42.591	43.963	38.476	2:05.030
5	40.467	42.332	36.982	1:59.781	8	43.425	43.882	38.906	2:06.213
6	40.949	42.339	37.370	2:00.658	9	43.279	43.823	38.722	2:05.824
7	40.985	42.371	37.154	2:00.510	10	43.815	43.734	39.512	2:07.061
8	41.001	41.704	37.054	1:59.759	11	43.329	43.784	39.156	2:06.269
9	41.407	42.345	36.788	2:00.540	12	42.813	42.711	38.569	2:04.093
10	41.039	42.838	37.872	2:01.749	28 Cooper HOLROYD (NSW) (11th)				
11	41.743	42.951	37.925	2:02.619	1	33.557	44.524	39.470	1:57.551
12	41.083	44.490	38.430	2:04.003	2	42.969	44.638	38.607	2:06.214
20 Logan DENIZE (NTL) (14th)					3	43.427	43.192	38.637	2:05.256
1	35.047	42.749	38.597	1:56.393	4	42.680	44.144	38.515	2:05.339
2	43.711	42.794	38.966	2:05.471	5	41.924	42.965	38.095	2:02.984
3	43.497	43.057	39.003	2:05.557	6	41.563	42.695	37.889	2:02.147
4	43.764	43.036	39.900	2:06.700	7	42.119	42.918	38.208	2:03.245
5	43.944	43.488	39.709	2:07.141	8	42.362	43.243	38.252	2:03.857

Chief Timekeeper - Scott Laing

Race Director - Mark Hancock





Round 7 Queensland Moto Park 14 August 2022



MAXXIS[®] TYRES

MAXXIS MX3 Moto 2

Date: 14/08/22
Event: R06
Weather: Sunny - Temp: 20.9C
Track: Good

Started at: 13:50:34
Laps: 20 Min + 1 Lap
Starters: 38
Printed at: 14:22

PROVISIONAL SPLIT TIMES

Lap	Split 1	Split 2	Split 3	Lap Time	Lap	Split 1	Split 2	Split 3	Lap Time
9	41.952	43.152	38.388	2:03.492	12	42.165	42.321	38.160	2:02.646
10	42.292	44.793	39.058	2:06.143					
11	41.938	43.332	39.004	2:04.274					
12	41.968	43.972	49.698	2:15.638					
29 Connar ADAMS (VIC) (19th)					42 Jet ALSOP (QLD) (13th)				
1	36.050	45.467	40.297	2:01.814	1	38.692	45.421	41.098	2:05.211
2	43.087	45.539	39.767	2:08.393	2	44.482	43.832	38.824	2:07.138
3	42.845	44.920	40.190	2:07.955	3	43.007	43.525	39.649	2:06.181
4	44.486	46.441	40.599	2:11.526	4	44.185	42.629	38.640	2:05.454
5	44.123	49.070	42.270	2:15.463	5	42.797	42.949	38.771	2:04.517
6	44.656	45.863	40.408	2:10.927	6	42.356	43.354	38.346	2:04.056
7	44.676	45.472	40.240	2:10.388	7	42.309	44.577	39.382	2:06.268
8	44.132	46.197	40.871	2:11.200	8	42.752	43.901	38.525	2:05.178
9	44.026	46.924	40.254	2:11.204	9	42.375	43.215	38.636	2:04.226
10	44.236	46.380	40.180	2:10.796	10	42.263	44.353	39.556	2:06.172
11	43.776	45.755	40.145	2:09.676	11	42.770	43.942	39.279	2:05.991
12	43.688	45.913	39.785	2:09.386	12	42.434	43.249	38.167	2:03.850
33 Jack McLEAN (SA) (20th)					43 Jack MATHER (QLD) (9th)				
1	37.162	46.836	40.276	2:04.274	1	35.311	43.744	38.789	1:57.844
2	44.784	45.831	41.090	2:11.705	2	43.404	42.930	38.247	2:04.581
3	45.213	44.964	40.861	2:11.038	3	41.776	42.417	37.977	2:02.170
4	44.411	44.453	41.395	2:10.259	4	41.596	42.765	37.589	2:01.950
5	43.968	44.838	41.353	2:10.159	5	43.055	42.627	37.137	2:02.819
6	44.453	44.867	40.276	2:09.596	6	43.635	42.895	37.791	2:04.321
7	45.014	45.108	41.188	2:11.310	7	41.958	43.057	37.890	2:02.905
8	44.942	45.529	41.514	2:11.985	8	50.350	43.544	38.005	2:11.899
9	45.126	44.997	40.852	2:10.975	9	42.591	43.708	38.435	2:04.734
10	44.179	44.722	40.220	2:09.121	10	43.200	43.766	38.776	2:05.742
11	44.039	45.966	40.016	2:10.021	11	42.491	43.702	38.058	2:04.251
12	44.435	44.649	39.414	2:08.498	12	40.948	43.194	37.660	2:01.802
38 Thynan KEAN (VIC) (7th)					44 Jake RUMENS (WA) (25th)				
1	34.868	44.787	38.626	1:58.281	1	38.432	46.530	40.489	2:05.451
2	44.190	43.349	38.071	2:05.610	2	47.518	45.825	39.628	2:12.971
3	41.983	43.495	38.499	2:03.977	3	44.218	46.555	41.192	2:11.965
4	41.611	42.066	37.584	2:01.261	4	43.559	46.310	39.922	2:09.791
5	41.352	42.856	37.527	2:01.735	5	1:00.351	45.941	40.208	2:26.500
6	40.934	43.410	37.462	2:01.806	6	44.492	46.678	40.430	2:11.600
7	40.249	42.380	36.714	1:59.343	7	44.219	45.750	41.113	2:11.082
8	40.814	42.763	37.301	2:00.878	8	44.069	46.227	40.430	2:10.726
9	40.897	46.174	37.365	2:04.436	9	45.147	46.130	39.907	2:11.184
10	43.398	42.572	38.516	2:04.486	10	46.936	46.117	43.052	2:16.105
11	41.979	43.787	38.486	2:04.252	11	43.288	46.851	40.613	2:10.752
60 Brock FLYNN (WA) (18th)					60 Brock FLYNN (WA) (18th)				
					1	34.417	43.971	38.294	1:56.682

Scott Laing
Chief Timekeeper - Scott Laing

Mark Hancock
Race Director - Mark Hancock





Round 7 Queensland Moto Park 14 August 2022



MAXXIS[®] TYRES

MAXXIS MX3 Moto 2

Date: 14/08/22
Event: R06
Weather: Sunny - Temp: 20.9C
Track: Good

Started at: 13:50:34
Laps: 20 Min + 1 Lap
Starters: 38
Printed at: 14:22

PROVISIONAL SPLIT TIMES

Lap	Split 1	Split 2	Split 3	Lap Time	Lap	Split 1	Split 2	Split 3	Lap Time
2	43.737	42.769	37.321	2:03.827	2	48.545	51.491	44.525	2:24.561
3	40.891	42.489	1:48.971	3:12.351	3	47.920	49.243	44.595	2:21.758
4	41.568	41.054	36.548	1:59.170	4	46.892	49.332	43.448	2:19.672
5	41.805	43.031	39.065	2:03.901	5	46.858	49.233	43.331	2:19.422
6	43.302	43.048	38.367	2:04.717	6	51.644	53.482	54.257	2:39.383
7	43.575	43.483	38.860	2:05.918	7	48.590	55.004	46.250	2:29.844
8	41.808	43.907	38.909	2:04.624	8	51.025	50.352	45.969	2:27.346
9	43.972	44.338	38.576	2:06.886	9	47.011	56.704	45.225	2:28.940
10	42.780	43.972	38.262	2:05.014	10	52.560	52.384	44.853	2:29.797
11	42.567	45.476	40.329	2:08.372					
12	41.958	44.804	39.548	2:06.310					
62 Ryan ALEXANDERSON (QLD) (1st)					110 Rian KING (TKI) (10th)				
1	32.594	43.567	37.908	1:54.069	1	33.505	43.521	38.737	1:55.763
2	41.852	40.899	37.249	2:00.000	2	42.177	42.931	38.170	2:03.278
3	41.393	42.019	37.236	2:00.648	3	41.540	42.933	37.909	2:02.382
4	40.882	41.560	37.078	1:59.520	4	42.608	43.175	38.292	2:04.075
5	41.448	41.191	37.457	2:00.096	5	42.898	42.783	37.966	2:03.647
6	41.874	41.280	37.119	2:00.273	6	41.810	43.223	39.721	2:04.754
7	40.332	41.426	37.706	1:59.464	7	42.846	43.552	38.927	2:05.325
8	40.465	41.450	37.853	1:59.768	8	42.678	44.000	39.700	2:06.378
9	40.785	42.303	37.109	2:00.197	9	44.079	43.633	39.363	2:07.075
10	41.230	40.766	38.409	2:00.405	10	42.689	43.644	39.058	2:05.391
11	40.449	41.278	38.286	2:00.013	11	41.974	44.129	38.788	2:04.891
12	41.546	42.711	38.523	2:02.780	12	43.384	44.244	40.155	2:07.783
66 Kayden MINEAR (WA) (8th)					111 Justin HARROW (NSW) (28th)				
1	32.272	43.488	39.042	1:54.802	1	53.506	47.439	40.720	2:21.665
2	42.365	42.140	37.778	2:02.283	2	43.641	45.378	40.876	2:09.895
3	41.211	42.976	38.038	2:02.225	3	44.685	47.578	41.845	2:14.108
4	42.065	42.752	38.604	2:03.421	4	45.425	46.434	39.933	2:11.792
5	49.294	42.754	38.387	2:10.435	5	46.632	45.860	40.299	2:12.791
6	41.714	42.926	38.365	2:03.005	6	44.464	45.813	41.287	2:11.564
7	42.093	42.914	39.019	2:04.026	7	45.385	45.865	41.352	2:12.602
8	42.909	43.248	38.818	2:04.975	8	47.137	47.025	41.188	2:15.350
9	41.656	43.147	38.325	2:03.128	9	47.512	47.446	44.566	2:19.524
10	42.346	43.134	38.382	2:03.862	10	45.692	46.746	42.505	2:14.943
11	41.839	43.771	38.579	2:04.189	11	45.244	46.262	40.856	2:12.362
12	42.964	43.443	39.784	2:06.191					
71 Wyatt DELANGEN (QLD) (DNF)					129 Blake HAIDLEY (QLD) (24th)				
1	1:23.646	1:01.117	57.084	3:21.847	1	47.862	45.639	41.129	2:14.630
					2	45.843	45.940	40.547	2:12.330
					3	44.225	45.958	41.131	2:11.314
					4	44.269	46.099	40.348	2:10.716
					5	44.213	45.135	40.412	2:09.760
					6	43.354	46.313	39.723	2:09.390
					7	43.851	46.071	40.276	2:10.198
76 Zane MACKINTOSH (VIC) (35th)									
1	44.453	51.354	43.994	2:19.801					

Scott Laing
Chief Timekeeper - Scott Laing

Mark Hancock
Race Director - Mark Hancock





Round 7 Queensland Moto Park 14 August 2022



MAXXIS[®] TYRES

MAXXIS MX3 Moto 2

Date: 14/08/22
Event: R06
Weather: Sunny - Temp: 20.9C
Track: Good

Started at: 13:50:34
Laps: 20 Min + 1 Lap
Starters: 38
Printed at: 14:22

PROVISIONAL SPLIT TIMES

Lap	Split 1	Split 2	Split 3	Lap Time	Lap	Split 1	Split 2	Split 3	Lap Time
8	44.471	46.039	40.399	2:10.909	185 Ryley FITZPATRICK (QLD) (6th)				
9	44.796	47.180	40.544	2:12.520	1	31.477	43.873	38.085	1:53.435
10	44.781	46.238	40.979	2:11.998	2	41.567	42.260	38.127	2:01.954
11	46.950	46.941	43.582	2:17.473	3	41.866	42.306	38.059	2:02.231
140 Casey WILMINGTON (QLD) (32th)					4	42.521	43.089	37.627	2:03.237
1	44.691	48.299	41.928	2:14.918	5	41.807	43.574	37.782	2:03.163
2	46.383	48.409	40.643	2:15.435	6	41.242	42.395	38.108	2:01.745
3	44.841	47.013	41.306	2:13.160	7	41.303	43.794	37.733	2:02.830
4	47.706	47.840	40.368	2:15.914	8	41.258	42.985	37.694	2:01.937
5	46.312	47.984	41.218	2:15.514	9	42.380	43.131	37.030	2:02.541
6	46.555	47.299	42.380	2:16.234	10	42.153	42.884	39.138	2:04.175
7	45.601	47.006	42.000	2:14.607	11	42.131	43.706	38.125	2:03.962
8	45.430	49.449	40.642	2:15.521	12	40.655	43.868	38.474	2:02.997
9	46.999	47.232	43.827	2:18.058	202 Connor ROSSANDICH (NSW) (17th)				
10	46.447	47.372	41.006	2:14.825	1	40.912	45.490	40.053	2:06.455
11	46.838	51.199	41.602	2:19.639	2	44.998	44.442	39.590	2:09.030
177 Frederick TAYLOR (QLD) (30th)					3	43.353	44.610	39.246	2:07.209
1	40.614	47.364	40.856	2:08.834	4	43.465	44.222	39.962	2:07.649
2	45.406	47.228	41.694	2:14.328	5	43.951	44.057	39.151	2:07.159
3	44.321	45.515	40.266	2:10.102	6	43.556	44.301	39.578	2:07.435
4	43.983	46.091	40.404	2:10.478	7	43.393	44.501	39.656	2:07.550
5	44.921	47.026	40.070	2:12.017	8	43.715	44.816	39.949	2:08.480
6	43.866	59.497	41.017	2:24.380	9	43.960	45.496	40.227	2:09.683
7	45.467	46.387	41.756	2:13.610	10	43.028	44.078	39.204	2:06.310
8	45.684	47.298	41.538	2:14.520	11	43.530	45.683	40.446	2:09.659
9	45.930	48.361	43.467	2:17.758	12	44.901	48.061	40.433	2:13.395
10	46.844	47.041	42.803	2:16.688	204 Liam OWENS (QLD) (4th)				
11	48.399	48.398	42.415	2:19.212	1	31.802	42.877	37.851	1:52.530
182 Jayden BINGER (QLD) (21th)					2	41.411	41.981	37.399	2:00.791
1	41.259	47.348	40.843	2:09.450	3	41.514	43.031	38.583	2:03.128
2	44.599	46.038	40.977	2:11.614	4	42.136	42.639	37.914	2:02.689
3	44.843	45.688	40.557	2:11.088	5	41.581	43.033	38.505	2:03.119
4	44.382	45.858	40.326	2:10.566	6	41.338	42.306	38.354	2:01.998
5	45.570	43.858	39.829	2:09.257	7	41.769	41.870	36.732	2:00.371
6	47.504	45.541	40.041	2:13.086	8	40.942	42.227	37.200	2:00.369
7	44.204	46.058	40.555	2:10.817	9	40.728	41.744	36.589	1:59.061
8	44.074	44.730	40.101	2:08.905	10	41.373	41.914	37.841	2:01.128
9	43.301	44.849	40.111	2:08.261	11	41.267	42.417	37.526	2:01.210
10	43.672	44.626	39.865	2:08.163	12	40.469	42.634	36.491	1:59.594
11	43.499	45.259	42.435	2:11.193	215 Corey CHICKEN (QLD) (27th)				
12	43.232	44.536	40.327	2:08.095	1	39.780	47.124	40.807	2:07.711
					2	45.419	46.545	40.664	2:12.628

Chief Timekeeper - Scott Laing

Race Director - Mark Hancock



www.computime.com.au
COMPUTIME RACE TIMING SYSTEMS PTY LTD





Round 7 Queensland Moto Park 14 August 2022



MAXXIS[®] TYRES

MAXXIS MX3 Moto 2

Date: 14/08/22
Event: R06
Weather: Sunny - Temp: 20.9C
Track: Good

Started at: 13:50:34
Laps: 20 Min + 1 Lap
Starters: 38
Printed at: 14:22

PROVISIONAL SPLIT TIMES

Lap	Split 1	Split 2	Split 3	Lap Time	Lap	Split 1	Split 2	Split 3	Lap Time
3	45.012	45.338	40.716	2:11.066	9	44.115	44.655	40.069	2:08.839
4	45.032	45.127	41.033	2:11.192	10	44.033	44.425	39.489	2:07.947
5	46.025	44.915	40.788	2:11.728	11	43.014	43.833	39.261	2:06.108
6	44.695	46.651	41.296	2:12.642	12	43.399	44.413	40.166	2:07.978
7	44.324	45.245	40.860	2:10.429	294 Koby HANTIS (NSW) (22th)				
8	44.546	45.533	40.456	2:10.535	1	1:04.966	43.897	38.840	2:27.703
9	57.208	48.274	41.384	2:26.866	2	42.720	44.866	39.415	2:07.001
10	46.946	45.477	45.275	2:17.698	3	43.939	45.044	40.317	2:09.300
11	45.249	47.229	42.444	2:14.922	4	44.154	45.840	39.961	2:09.955
267 Kynan ROSSANDICH (NSW) (29th)					5	45.471	44.321	39.695	2:09.487
1	42.563	49.683	40.357	2:12.603	6	44.075	45.652	39.653	2:09.380
2	44.872	46.184	40.166	2:11.222	7	44.239	44.234	39.524	2:07.997
3	45.009	47.623	41.839	2:14.471	8	43.877	45.109	39.909	2:08.895
4	47.273	49.591	40.891	2:17.755	9	45.000	45.208	39.666	2:09.874
5	47.090	49.307	40.744	2:17.141	10	43.308	46.125	39.536	2:08.969
6	45.001	47.018	40.376	2:12.395	11	43.539	44.816	42.018	2:10.373
7	44.916	47.518	40.950	2:13.384	404 Jake ROBB (NSW) (DNF)				
8	46.404	49.097	44.128	2:19.629	1	51.889	49.920	42.534	2:24.343
9	44.653	48.836	40.560	2:14.049	2	44.750	51.118	40.823	2:16.691
10	45.038	49.258	41.503	2:15.799	3	44.402	49.281	42.019	2:15.702
11	45.377	46.412	40.117	2:11.906	4	45.718	48.006	41.484	2:15.208
274 Oliver PATERNO (NSW) (34th)					5	45.791	48.884	42.469	2:17.144
1	41.712	47.495	41.696	2:10.903	6	45.757	49.771	42.889	2:18.417
2	44.985	46.691	41.782	2:13.458	7	52.121	54.173	47.189	2:33.483
3	46.015	45.662	40.947	2:12.624	8	53.631	51.669	46.834	2:32.134
4	45.126	45.671	43.785	2:14.582	9	45.396	52.865	43.435	2:21.696
5	1:09.916	47.826	41.870	2:39.612	10	48.786	51.390	43.642	2:23.818
6	45.824	47.926	41.556	2:15.306	410 Jake CANNON (QLD) (3rd)				
7	48.928	48.310	42.690	2:19.928	1	30.953	43.024	37.626	1:51.603
8	46.642	49.033	42.359	2:18.034	2	41.785	42.233	37.077	2:01.095
9	46.739	48.088	43.852	2:18.679	3	41.744	42.632	36.692	2:01.068
10	45.588	47.704	45.250	2:18.542	4	40.280	42.057	37.354	1:59.691
11	46.768	47.797	43.297	2:17.862	5	40.658	42.276	36.513	1:59.447
277 Cooper ROWE (NSW) (16th)					6	41.927	43.902	37.277	2:03.106
1	40.542	49.570	41.289	2:11.401	7	40.948	42.326	37.194	2:00.468
2	44.795	45.701	39.894	2:10.390	8	41.669	44.669	37.522	2:03.860
3	42.824	43.701	39.576	2:06.101	9	41.493	43.322	38.070	2:02.885
4	44.402	44.143	39.629	2:08.174	10	41.209	42.385	37.847	2:01.441
5	42.826	43.331	40.768	2:06.925	11	40.651	43.153	37.415	2:01.219
6	42.587	43.747	39.333	2:05.667	12	40.187	42.566	36.916	1:59.669
7	42.346	43.410	39.511	2:05.267	423 Zac O'LOAN (QLD) (31th)				
8	43.394	43.173	39.326	2:05.893					

Scott Laing
Chief Timekeeper - Scott Laing

Mark Hancock
Race Director - Mark Hancock





Round 7
Queensland Moto Park
14 August 2022



MAXXIS®
TYRES

MAXXIS MX3
Moto 2

Date: **14/08/22**
 Event: **R06**
 Weather: **Sunny - Temp: 20.9C**
 Track: **Good**

Started at: **13:50:34**
 Laps: **20 Min + 1 Lap**
 Starters: **38**
 Printed at: **14:22**

PROVISIONAL SPLIT TIMES

Lap	Split 1	Split 2	Split 3	Lap Time	Lap	Split 1	Split 2	Split 3	Lap Time
1	43.968	47.624	42.085	2:13.677	1	37.319	45.780	39.768	2:02.867
2	45.295	46.879	39.961	2:12.135	2	43.834	45.513	39.840	2:09.187
3	46.690	45.828	41.048	2:13.566	3	45.213	44.907	39.847	2:09.967
4	45.041	46.708	40.546	2:12.295	4	43.190	45.381	40.922	2:09.493
5	1:00.890	46.776	39.822	2:27.488	5	44.231	45.681	51.713	2:21.625
6	44.222	46.142	41.024	2:11.388	6	43.590	47.055	40.238	2:10.883
7	44.534	47.326	41.348	2:13.208	7	44.179	46.699	39.884	2:10.762
8	45.247	48.486	42.679	2:16.412	8	44.147	46.393	40.846	2:11.386
9	46.705	48.242	40.534	2:15.481	9	44.755	45.818	40.291	2:10.864
10	47.189	48.644	42.060	2:17.893	10	43.910	46.963	39.786	2:10.659
11	45.835	50.809	42.814	2:19.458	11	43.455	48.321	41.010	2:12.786
460 Kai BONNING (QLD) (26th)					935 Joel FREIBERG (QLD) (33th)				
1	1:13.096	45.041	39.726	2:37.863	1	41.784	48.004	42.323	2:12.111
2	44.779	44.142	39.337	2:08.258	2	46.447	46.705	40.401	2:13.553
3	44.581	44.604	40.587	2:09.772	3	47.340	47.368	40.804	2:15.512
4	44.600	46.289	39.228	2:10.117	4	45.266	47.023	41.669	2:13.958
5	44.500	44.617	40.968	2:10.085	5	48.575	49.340	41.177	2:19.092
6	44.878	45.240	40.217	2:10.335	6	45.992	47.959	41.000	2:14.951
7	44.769	44.239	39.966	2:08.974	7	45.219	47.441	41.343	2:14.003
8	44.914	44.292	40.145	2:09.351	8	48.793	49.696	43.287	2:21.776
9	44.404	45.433	42.892	2:12.729	9	46.582	49.054	43.191	2:18.827
10	45.748	45.887	41.503	2:13.138	10	47.978	53.772	41.431	2:23.181
11	44.657	46.071	40.959	2:11.687	11	46.079	47.741	45.498	2:19.318

751 Angus PEARCE (TAS) (23th)

The results are provisional until the end of the time limit for protests and appeals.

Scott Laing
 Chief Timekeeper - Scott Laing

Mark Hancock
 Race Director - Mark Hancock



www.computime.com.au
COMPUTIME RACE TIMING SYSTEMS PTY LTD





Round 7
Queensland Moto Park
14 August 2022



MAXXIS®
TYRES

MAXXIS MX3
Moto 2

Date: 14/08/22
 Event: R06
 Weather: Sunny - Temp: 20.9C
 Track: Good

Started at: 13:50:34
 Laps: 20 Min + 1 Lap
 Starters: 38
 Printed at: 14:22

PROVISIONAL FASTEST LAPS SEQUENCE

Lap	Race Pos	No	Name	Machine	Fastest Lap	On Lap
2	1	23	Byron DENNIS (NSW)	GasGas MC 250	2:01.140	2
2	2	18	Myles GILMORE (WA)	KTM SXF 250	2:01.056	2
2	4	204	Liam OWENS (QLD)	Husqvarna FC 250	2:00.791	2
2	5	62	Ryan ALEXANDERSON (QLD)	KTM SXF 250	2:00.000	2
3	1	18	Myles GILMORE (WA)	KTM SXF 250	1:59.836	3
4	2	410	Jake CANNON (QLD)	Yamaha YZF 250	1:59.691	4
4	3	62	Ryan ALEXANDERSON (QLD)	KTM SXF 250	1:59.520	4
4	35	60	Brock FLYNN (WA)	Husqvarna FC 250	1:59.170	4
9	7	204	Liam OWENS (QLD)	Husqvarna FC 250	1:59.061	9

The results are provisional until the end of the time limit for protests and appeals.


 Chief Timekeeper - Scott Laing


 Race Director - Mark Hancock



www.computime.com.au
COMPUTIME RACE TIMING SYSTEMS PTY LTD





Round 7
Queensland Moto Park
14 August 2022



MAXXIS®
TYRES

MAXXIS MX3

Moto 2

Date: **14/08/22**
 Event: **R06**
 Weather: **Sunny - Temp: 20.9C**
 Track: **Good**

Started at: **13:50:34**
 Laps: **20 Min + 1 Lap**
 Starters: **38**
 Printed at: **14:22**

PROVISIONAL LAP SHEET

No	Lap Time	Gap	No	Lap Time	Gap	No	Lap Time	Gap	No	Lap Time	Gap	No	Lap Time	Gap
Lap 1			204	2:00.791	1.849	20	2:05.557	15.471	29	2:11.526	37.851	215	2:11.728	1:02.707
23	1:50.332		62	2:00.000	2.597	38	2:03.977	15.918	202	2:07.649	38.506	147	2:12.017	1:04.141
18	1:51.058	.726	185	2:01.954	3.917	28	2:05.256	17.071	751	2:09.493	39.677	129	2:09.760	1:07.132
410	1:51.603	1.271	66	2:02.283	5.613	25	2:04.325	17.864	277	2:08.174	44.229	294	2:09.487	1:11.828
204	1:52.530	2.198	110	2:03.278	7.569	17	2:05.920	25.240	33	2:10.259	45.439	44	2:26.500	1:15.060
185	1:53.435	3.103	60	2:03.827	9.037	29	2:07.955	26.212	44	2:09.791	48.341	111	2:12.791	1:18.633
62	1:54.069	3.737	20	2:05.471	10.392	42	2:06.181	26.580	215	2:11.192	50.760	267	2:17.141	1:21.574
66	1:54.802	4.470	43	2:04.581	10.953	751	2:09.967	30.071	182	2:10.566	50.881	935	2:19.092	1:22.608
110	1:55.763	5.431	28	2:06.214	12.293	202	2:07.209	30.744	147	2:10.478	51.905	140	2:15.514	1:23.323
20	1:56.393	6.061	38	2:05.610	12.419	33	2:11.038	35.067	129	2:10.716	57.153	60	2:03.901	1:24.313
60	1:56.682	6.350	25	2:05.262	14.017	277	2:06.101	35.942	274	2:14.582	59.730	460	2:10.085	1:24.477
28	1:57.551	7.219	29	2:08.393	18.735	44	2:11.965	38.437	423	2:12.295	59.836	423	2:27.488	1:27.543
43	1:57.844	7.512	17	2:08.778	19.798	215	2:11.066	39.455	294	2:09.955	1:02.122	12	2:12.316	1:36.164
38	1:58.281	7.949	751	2:09.187	20.582	182	2:11.088	40.202	935	2:13.958	1:03.297	404	2:17.144	1:37.470
25	2:00.227	9.895	42	2:07.138	20.877	147	2:10.102	41.314	267	2:17.755	1:04.214	274	2:39.612	1:39.561
29	2:01.814	11.482	202	2:09.030	24.013	274	2:12.624	45.035	111	2:11.792	1:05.623	76	2:19.422	1:53.596
17	2:02.492	12.160	33	2:11.705	24.507	129	2:11.314	46.324	140	2:15.914	1:07.590	Lap 6		
751	2:02.867	12.535	44	2:12.971	26.950	267	2:14.471	46.346	460	2:10.117	1:14.173	18	2:00.658	
33	2:04.274	13.942	215	2:12.628	28.867	423	2:13.566	47.428	404	2:15.208	1:20.107	62	2:00.273	2.330
42	2:05.211	14.879	182	2:11.614	29.592	935	2:15.512	49.226	60	1:59.170	1:20.193	410	2:03.106	3.734
44	2:05.451	15.119	277	2:10.390	30.319	12	2:13.456	49.970	12	2:33.546	1:23.629	23	2:02.093	11.140
202	2:06.455	16.123	147	2:14.328	31.690	140	2:13.160	51.563	76	2:19.672	1:33.955	204	2:01.998	11.979
215	2:07.711	17.379	267	2:11.222	32.353	294	2:09.300	52.054	Lap 5					
147	2:08.834	18.502	274	2:13.458	32.889	111	2:14.108	53.718	18	1:59.781		185	2:01.745	13.489
182	2:09.450	19.118	935	2:13.553	34.192	460	2:09.772	1:03.943	410	1:59.447	1.286	38	2:01.806	20.394
274	2:10.903	20.571	423	2:12.135	34.340	404	2:15.702	1:04.786	62	2:00.096	2.715	43	2:04.321	21.409
277	2:11.401	21.069	129	2:12.330	35.488	76	2:21.758	1:14.170	23	2:03.121	9.705	110	2:04.754	21.623
935	2:12.111	21.779	12	2:15.108	36.992	60	3:12.351	1:20.910	204	2:03.119	10.639	66	2:03.005	23.895
267	2:12.603	22.271	140	2:15.435	38.881	Lap 4			204	2:03.119	10.639	28	2:02.147	27.215
12	2:13.356	23.024	111	2:09.895	40.088	18	1:59.887		185	2:03.163	12.402	20	2:07.115	36.101
423	2:13.677	23.345	294	2:07.001	43.232	410	1:59.691	1.620	110	2:03.647	17.527	25	2:07.843	37.142
129	2:14.630	24.298	404	2:16.691	49.562	62	1:59.520	2.400	43	2:02.819	17.746	42	2:04.056	40.281
140	2:14.918	24.586	76	2:24.561	52.890	23	2:02.172	6.365	38	2:01.735	19.246	17	2:06.507	44.566
76	2:19.801	29.469	460	2:08.258	54.649	204	2:02.689	7.301	66	2:10.435	21.548	202	2:07.435	52.661
111	2:21.665	31.333	Lap 3			185	2:03.237	9.020	28	2:02.984	25.726	277	2:05.667	56.382
404	2:24.343	34.011	18	1:59.836		66	2:03.421	10.894	20	2:07.141	29.644	29	2:10.927	1:03.802
294	2:27.703	37.371	410	2:01.068	1.816	110	2:04.075	13.661	25	2:06.690	29.957	33	2:09.596	1:04.755
460	2:37.863	47.531	62	2:00.648	2.767	43	2:01.950	14.708	42	2:04.517	36.883	751	2:10.883	1:11.746
71	3:21.847	1:31.515	23	2:04.558	4.080	38	2:01.261	17.292	17	2:07.009	38.717	182	2:13.086	1:12.785
Lap 2			204	2:03.128	4.499	20	2:06.700	22.284	202	2:07.159	45.884	215	2:12.642	1:14.691
23	2:01.140		185	2:02.231	5.670	28	2:05.339	22.523	277	2:06.925	51.373	129	2:09.390	1:15.864
18	2:01.056	.642	66	2:02.225	7.360	25	2:05.071	23.048	29	2:15.463	53.533	294	2:09.380	1:20.550
410	2:01.095	1.226	110	2:02.382	9.473	17	2:06.136	31.489	33	2:10.159	55.817	44	2:11.600	1:26.002
			43	2:02.170	12.645	42	2:05.454	32.147	182	2:09.257	1:00.357	147	2:24.380	1:27.863
									751	2:21.625	1:01.521	60	2:04.717	1:28.372

Scott Laing
 Chief Timekeeper - Scott Laing

Mark Hancock
 Race Director - Mark Hancock



www.computime.com.au
COMPUTIME RACE TIMING SYSTEMS PTY LTD





Round 7 Queensland Moto Park 14 August 2022



MAXXIS[®] TYRES

MAXXIS MX3

Moto 2

Date: 14/08/22
Event: R06
Weather: Sunny - Temp: 20.9C
Track: Good

Started at: 13:50:34
Laps: 20 Min + 1 Lap
Starters: 38
Printed at: 14:22

PROVISIONAL LAP SHEET

No	Lap Time	Gap	No	Lap Time	Gap	No	Lap Time	Gap	No	Lap Time	Gap	No	Lap Time	Gap
111	2:11.564	1:29.539	12	2:10.234	1:57.072	12	2:17.296	1 lap	43	2:05.742	44.525	277	2:06.108	1:28.259
267	2:12.395	1:33.311				23	2:02.037	18.305	274	2:18.679	1 lap	202	2:09.659	1:32.166
460	2:10.335	1:34.154	Lap 8			185	2:02.541	19.988	25	2:07.061	59.106	404	2:23.818	1 lap
935	2:14.951	1:36.901	18	1:59.759		38	2:04.436	24.242	42	2:06.172	59.961	29	2:09.676	1:54.889
423	2:11.388	1:38.273	62	1:59.768	1.293	274	2:18.034	1 lap	12	2:58.094	1 lap	33	2:10.021	1:55.990
140	2:16.234	1:38.899	410	2:03.860	7.793	66	2:03.128	35.215	20	2:08.270	1:14.158	60	2:08.372	1:57.009
12	2:11.842	1:47.348	204	2:00.369	12.450	28	2:03.492	37.000	17	2:07.846	1:14.861	182	2:11.193	1:57.947
274	2:15.306	1:54.209	274	2:19.928	1 lap	110	2:07.075	39.592	404	2:21.696	1 lap			
404	2:18.417	1:55.229	23	2:02.353	16.808	43	2:04.734	40.138	277	2:07.947	1:22.164	Lap 12		
			185	2:01.937	17.987	25	2:05.824	53.400	202	2:06.310	1:22.520	62	2:02.780	
			38	2:00.878	20.346	42	2:04.226	55.144	29	2:10.796	1:45.226	294	2:10.373	1 lap
			404	2:33.483	1 lap	404	2:32.134	1 lap	33	2:09.121	1:45.982	751	2:12.786	1 lap
			18	2:00.510		20	2:09.370	1:07.243	182	2:08.163	1:46.767	18	2:04.003	4.223
			62	1:59.464	1.284	17	2:08.830	1:08.370	60	2:05.014	1:48.650	410	1:59.669	8.319
			410	2:00.468	3.692	277	2:08.839	1:15.572	751	2:10.659	1:53.253	204	1:59.594	8.755
			204	2:00.371	11.840	202	2:09.683	1:17.565	294	2:08.969	1:54.121	129	2:17.473	1 lap
			23	2:03.584	14.214	76	2:27.346	1 lap	76	2:28.940	1 lap	44	2:10.752	1 lap
			185	2:02.830	15.809	29	2:11.204	1:35.785	129	2:11.998	1:59.325	76	2:29.797	2 laps
			38	1:59.343	19.227	33	2:10.975	1:38.216				460	2:11.687	1 lap
			43	2:02.905	23.804	182	2:08.261	1:39.959				23	2:02.826	25.491
			110	2:05.325	26.438	751	2:10.864	1:43.949				185	2:02.997	26.974
			66	2:04.026	27.411	60	2:06.886	1:44.991				18	2:02.619	3.000
			28	2:03.245	29.950	294	2:09.874	1:46.507				410	2:01.219	11.430
			76	2:39.383	1 lap	129	2:12.520	1:48.682				204	2:01.210	11.941
			25	2:05.030	41.662	44	2:11.184	1:58.185				44	2:16.105	1 lap
			42	2:06.268	46.039							460	2:13.138	1 lap
			20	2:10.449	46.040							215	2:17.698	1 lap
			17	2:07.156	51.212							23	2:03.596	25.445
			202	2:07.550	59.701							185	2:03.962	26.757
			277	2:05.267	1:01.139							147	2:16.688	1 lap
			29	2:10.388	1:13.680							111	2:14.943	1 lap
			33	2:11.310	1:15.555							38	2:04.252	31.612
			751	2:10.762	1:21.998							267	2:15.799	1 lap
			182	2:10.817	1:23.092							423	2:17.893	1 lap
			215	2:10.429	1:24.610							140	2:14.825	1 lap
			129	2:10.198	1:25.552							66	2:04.189	41.898
			294	2:07.997	1:28.037							28	2:04.274	46.049
			60	2:05.918	1:33.780							110	2:04.891	48.506
			44	2:11.082	1:36.574							43	2:04.251	48.763
			147	2:13.610	1:40.963							935	2:23.181	1 lap
			111	2:12.602	1:41.631							25	2:06.269	1:05.362
			460	2:08.974	1:42.618							42	2:05.991	1:05.939
			267	2:13.384	1:46.185							274	2:18.542	1 lap
			935	2:14.003	1:50.394							20	2:07.390	1:21.535
			423	2:13.208	1:50.971							17	2:07.783	1:22.631
			140	2:14.607	1:52.996									

The results are provisional until the end of the time limit for protests and appeals.

Scott Laing
Chief Timekeeper - Scott Laing

Mark Hancock
Race Director - Mark Hancock



www.computime.com.au
COMPUTIME RACE TIMING SYSTEMS PTY LTD





Round 7 Queensland Moto Park 14 August 2022



MAXXIS[®] TYRES

MAXXIS MX3 Moto 2

Date: 14/08/22
Event: R06
Weather: Sunny - Temp: 20.9C
Track: Good

Started at: 13:50:34
Laps: 20 Min + 1 Lap
Starters: 38
Printed at: 14:22

PROVISIONAL LAP CHART

Name	Grid	1	2	3	4	5	6	7	8	9	10	11	12	Name
R. ALEXANDERSON	63	22	23	40	40	40	40	40	40	40	22	22	22	R. ALEXANDERSON
R. FITZPATRICK	185	18	18	410	410	410	62	62	62	62	18	18	18	M. GILMORE
L. OWENS	204	410	410	62	62	62	410	410	410	410	410	410	410	J. CANNON
T. KEAN	38	204	204	23	23	23	23	204	204	204	204	204	204	L. OWENS
M. GILMORE	18	185	62	204	204	204	204	23	23	23	23	23	23	B. DENNIS
B. DENNIS	23	62	185	185	185	185	185	185	185	185	185	185	185	R. FITZPATRICK
C. TOWILL	22	66	66	66	66	110	38	38	38	38	38	38	38	T. KEAN
B. FLYNN	60	110	110	110	110	43	43	43	66	66	66	66	66	K. MINEAR
C. HOLROYD	28	20	60	43	43	38	110	110	110	28	28	28	43	J. MATHER
K. MINEAR	66	60	20	20	38	66	66	66	28	110	110	110	110	R. KING
J. CANNON	410	28	43	38	20	28	28	28	43	43	43	43	28	C. HOLROYD
L. DENIZE	20	43	28	28	28	20	20	25	25	25	25	25	25	J. CAMPBELL
C. KILPATRICK	17	38	38	25	25	25	25	42	42	42	42	42	42	J. ALSOP
R. KING	110	25	25	17	17	42	42	20	20	20	20	20	20	L. DENIZE
K. HANTIS	294	29	29	29	42	17	17	17	17	17	17	17	17	C. KILPATRICK
J. MATHER	43	17	17	42	29	202	202	202	277	277	277	277	277	C. ROWE
C. ROSSANDICH	202	751	751	751	202	277	277	277	202	202	202	202	202	C. ROSSANDICH
C. ADAMS	29	33	42	202	751	29	29	29	29	29	29	29	60	B. FLYNN
A. PEARCE	751	42	202	33	277	33	33	33	33	33	33	33	29	C. ADAMS
J. HARROW	111	44	33	277	33	182	751	751	182	182	182	60	33	J. McLEAN
J. CAMPBELL	25	202	44	44	44	751	182	182	751	751	60	182	182	J. BINGER
J. BYRNE	12	215	215	215	215	215	215	215	215	60	751	294		K. HANTIS
B. HAIDLEY	129	147	182	182	182	147	129	129	129	294	294	751		A. PEARCE
F. TAYLOR	147	182	277	147	147	129	294	294	294	129	129	129		B. HAIDLEY
H. McINNES	276	274	147	274	129	294	44	60	60	44	44	44		J. RUMENS
C. ROWE	277	277	267	129	274	44	147	44	44	215	460	460		K. BONNING
K. BONNING	460	935	274	267	423	111	60	147	460	460	215	215		C. CHICKEN
H. COLLINS	664	267	935	423	294	267	111	111	147	147	147	111		J. HARROW
J. McLEAN	33	12	423	935	935	935	267	460	111	111	111	267		K. ROSSANDICH
W. DELANGEN	71	423	129	12	267	140	460	267	267	267	267	147		F. TAYLOR
J. BINGER	182	129	12	140	111	60	935	935	423	423	423	423		Z. O'LOAN
C. WILMINGTON	140	140	140	294	140	460	423	423	140	140	140	140		C. WILMINGTON
C. CHICKEN	215	76	111	111	460	423	140	140	935	935	935	935		J. FREIBERG
J. FREIBERG	935	111	294	460	404	12	12	12	12	274	274	274		O. PATERNO
D. ERBACHER	559	404	404	404	60	404	274	274	274	12	404			J. ROBB
J. RUMENS	44	294	76	76	12	274	404	404	404	404	76			Z. MACKINTOSH
Z. O'LOAN	423	460	460	60	76	76	76	76	76	76				W. DELANGEN
J. ROBB	404	71												
K. ROSSANDICH	267													
J. ALSOP	42													

The results are provisional until the end of the time limit for protests and appeals.

Scott Laing
Chief Timekeeper - Scott Laing

Mark Hancock
Race Director - Mark Hancock



www.computime.com.au
COMPUTIME RACE TIMING SYSTEMS PTY LTD





Round 7 Queensland Moto Park 14 August 2022



MAXXIS[®] TYRES

MAXXIS MX3

Moto 2


Date: 14/08/22
Event: R06
Weather: Sunny - Temp: 20.9C
Track: Good

Started at: 13:50:34
Laps: 20 Min + 1 Lap
Starters: 38
Printed at: 14:22

PROVISIONAL BEST PARTIAL TIMES

Pos	Split 1		Split 2		Split 3		LAP		Ideal	Fastest
	Name	Time	Name	Time	Name	Time	Name			
1	J. CANNON	40.187	R. ALEXANDERSO	40.766	L. OWENS	36.491	R. ALEXANDE	1:58.176	1:59.464	
2	T. KEAN	40.249	B. FLYNN	41.054	J. CANNON	36.513	B. FLYNN	1:58.493	1:59.170	
3	R. ALEXANDERSO	40.332	M. GILMORE	41.704	B. FLYNN	36.548	L. OWENS	1:58.704	1:59.061	
4	M. GILMORE	40.467	L. OWENS	41.744	T. KEAN	36.714	J. CANNON	1:58.757	1:59.447	
5	L. OWENS	40.469	J. CANNON	42.057	M. GILMORE	36.788	M. GILMORE	1:58.959	1:59.759	
6	R. FITZPATRICK	40.655	T. KEAN	42.066	R. FITZPATRICK	37.030	T. KEAN	1:59.029	1:59.343	
7	B. FLYNN	40.891	K. MINEAR	42.140	R. ALEXANDERSO	37.078	R. FITZPATRI	1:59.945	2:01.745	
8	J. MATHER	40.948	R. FITZPATRICK	42.260	J. MATHER	37.137	J. MATHER	2:00.502	2:01.802	
9	K. MINEAR	41.211	B. DENNIS	42.363	B. DENNIS	37.404	B. DENNIS	2:01.105	2:01.140	
10	B. DENNIS	41.338	J. MATHER	42.417	K. MINEAR	37.778	K. MINEAR	2:01.129	2:02.225	
11	R. KING	41.540	J. ALSOP	42.629	C. HOLROYD	37.889	C. HOLROYD	2:02.147	2:02.147	
12	C. HOLROYD	41.563	C. HOLROYD	42.695	R. KING	37.909	R. KING	2:02.232	2:02.382	
13	J. ALSOP	42.263	J. CAMPBELL	42.711	J. CAMPBELL	38.077	J. ALSOP	2:03.059	2:03.850	
14	C. ROWE	42.346	R. KING	42.783	J. ALSOP	38.167	J. CAMPBELL	2:03.379	2:04.093	
15	C. KILPATRICK	42.432	L. DENIZE	42.794	L. DENIZE	38.597	C. KILPATRIC	2:04.499	2:05.378	
16	J. CAMPBELL	42.591	C. KILPATRICK	43.106	K. HANTIS	38.840	L. DENIZE	2:04.551	2:04.963	
17	K. HANTIS	42.720	C. ROWE	43.173	C. KILPATRICK	38.961	C. ROWE	2:04.780	2:05.267	
18	C. ADAMS	42.845	J. BINGER	43.858	C. ROSSANDICH	39.151	K. HANTIS	2:05.794	2:07.001	
19	C. ROSSANDICH	43.028	C. ROSSANDICH	44.057	K. BONNING	39.228	C. ROSSANDI	2:06.236	2:06.310	
20	L. DENIZE	43.160	K. BONNING	44.142	C. ROWE	39.261	J. BINGER	2:06.919	2:08.095	
21	A. PEARCE	43.190	K. HANTIS	44.234	J. McLEAN	39.414	C. ADAMS	2:07.532	2:07.955	
22	J. BINGER	43.232	J. McLEAN	44.453	J. BYRNE	39.499	K. BONNING	2:07.774	2:08.258	
23	J. RUMENS	43.288	A. PEARCE	44.907	J. RUMENS	39.628	J. McLEAN	2:07.835	2:08.498	
24	B. HAIDLEY	43.354	C. CHICKEN	44.915	B. HAIDLEY	39.723	A. PEARCE	2:07.865	2:09.187	
25	J. HARROW	43.641	C. ADAMS	44.920	C. ADAMS	39.767	B. HAIDLEY	2:08.212	2:09.390	
26	F. TAYLOR	43.866	B. HAIDLEY	45.135	A. PEARCE	39.768	J. RUMENS	2:08.666	2:09.791	
27	J. McLEAN	43.968	J. HARROW	45.378	Z. O'LOAN	39.822	J. HARROW	2:08.952	2:09.895	
28	Z. O'LOAN	44.222	F. TAYLOR	45.515	J. BINGER	39.829	F. TAYLOR	2:09.451	2:10.102	
29	C. CHICKEN	44.324	O. PATERNO	45.662	J. HARROW	39.933	C. CHICKEN	2:09.695	2:10.429	
30	J. BYRNE	44.386	J. RUMENS	45.750	F. TAYLOR	40.070	J. BYRNE	2:09.754	2:10.234	
31	J. ROBB	44.402	Z. O'LOAN	45.828	K. ROSSANDICH	40.117	Z. O'LOAN	2:09.872	2:11.388	
32	K. BONNING	44.404	J. BYRNE	45.869	C. WILMINGTON	40.368	K. ROSSANDI	2:10.954	2:11.222	
33	K. ROSSANDICH	44.653	K. ROSSANDICH	46.184	J. FREIBERG	40.401	O. PATERNO	2:11.594	2:12.624	
34	C. WILMINGTON	44.841	J. FREIBERG	46.705	C. CHICKEN	40.456	C. WILMINGT	2:12.215	2:13.160	
35	O. PATERNO	44.985	C. WILMINGTON	47.006	J. ROBB	40.823	J. FREIBERG	2:12.325	2:13.553	
36	J. FREIBERG	45.219	J. ROBB	48.006	O. PATERNO	40.947	J. ROBB	2:13.231	2:15.208	
37	Z. MACKINTOSH	46.858	Z. MACKINTOSH	49.233	Z. MACKINTOSH	43.331	Z. MACKINTO	2:19.422	2:19.422	
38					W. DELANGEN	57.084	W. DELANGE			

The results are provisional until the end of the time limit for protests and appeals.


Chief Timekeeper - Scott Laing


Race Director - Mark Hancock



www.computime.com.au
COMPUTIME RACE TIMING SYSTEMS PTY LTD





Round 7
Queensland Moto Park
14 August 2022



MAXXIS®
TYRES

MAXXIS MX3
PROVISIONAL ROUND POINTS

MAXXIS MX3

Pos	No	Name	Machine	Rnd 7 Moto 1	Rnd 7 Moto 2	Total
1	62	Ryan ALEXANDERSON	KTM	25	25	50
2	185	Ryley FITZPATRICK	GasGas	22	15	37
3	23	Byron DENNIS	GasGas	18	16	34
4	204	Liam OWENS	Husqvarna	15	18	33
5	28	Cooper HOLROYD	Yamaha	20	10	30
6	66	Kayden MINEAR	KTM	16	13	29
7	38	Thynan KEAN	Honda	10	14	24
8	110	Rian KING	KTM	13	11	24
9	18	Myles GILMORE	Yamaha		22	22
10	43	Jack MATHER	Husqvarna	9	12	21
11	410	Jake CANNON	Yamaha		20	20
12	25	Jyle CAMPBELL	Yamaha	11	9	20
13	20	Logan DENIZE	GasGas	12	7	19
14	60	Brock FLYNN	Husqvarna	14	3	17
15	42	Jet ALSOP	KTM	5	8	13
16	17	Cody KILPATRICK	Kawasaki	7	6	13
17	277	Cooper ROWE	Husqvarna	4	5	9
18	294	Koby HANTIS	Yamaha	8		8
19	664	Hunter COLLINS	KTM	6		6
20	202	Connor ROSSANDICH	KTM		4	4
21	29	Connar ADAMS	KTM	1	2	3
22	147	Frederick TAYLOR	KTM	3		3
23	129	Blake HAIDLEY	KTM	2		2
24	33	Jack McLEAN	Yamaha		1	1


Chief Timekeeper - Scott Laing


Race Director - Mark Hancock



www.computime.com.au
COMPUTIME RACE TIMING SYSTEMS PTY LTD





Round 7 Queensland Moto Park 14 August 2022



MAXXIS[®] TYRES

MAXXIS MX3 PROVISIONAL PROGRESSIVE CHAMPIONSHIP POINTS

MAXXIS MX3

Pos	No	Name	Machine	Rnd 1 Wnth	Rnd 2 Mky	Rnd 3 Wod	Rnd 4 Gilm	Rnd 5 Mait	Rnd 6 Coffs	Rnd 7 Moto 1	Rnd 7 Moto 2	Total
1	66	Kayden MINEAR	KTM	35	47	28	50	36	34	16	13	259
2	62	Ryan ALEXANDERSON	KTM	28	39	47		28	50	25	25	242
3	43	Jack MATHER	Husqvarna	35	20	40	40	38	38	9	12	232
4	23	Byron DENNIS	GasGas	36	29	34	26	15	35	18	16	209
5	38	Thynan KEAN	Honda	26	19	29	34	47	29	10	14	208
6	82	Cambell WILLIAMS	Honda	50	38	47	26	10	24			195
7	60	Brock FLYNN	Husqvarna	40		20	32	25	36	14	3	170
8	22	Connor TOWILL	KTM	24	6	27	22	43	33			155
9	42	Jet ALSOP	KTM	27	33	20	36	12	12	5	8	153
10	185	Ryley FITZPATRICK	GasGas		23	16	29	25	15	22	15	145
11	28	Cooper HOLROYD	Yamaha	19	11	25		21	19	20	10	125
12	204	Liam OWENS	Husqvarna	22		21			29	15	18	105
13	18	Myles GILMORE	Yamaha	14	36	28					22	100
14	27	Seth BURCHELL	Yamaha	10	16	7		34	17			84
15	294	Koby HANTIS	Yamaha	12	10	13	15	10	12	8		80
16	410	Jake CANNON	Yamaha	14	12		23		10		20	79
17	25	Jyle CAMPBELL	Yamaha	3	17	8	9	16		11	9	73
18	46	Kobe DREW	Yamaha	19			22	20				61
19	17	Cody KILPATRICK	Kawasaki	3	8	3	8	18	5	7	6	58
20	202	Connor ROSSANDICH	KTM		20	7	16		3		4	50
21	664	Hunter COLLINS	KTM		9	8		14	7	6		44
22	110	Rian KING	KTM		5				13	13	11	42
23	276	Hixson McINNIS	Honda	4	14	2	13					33
24	751	Angus PEARCE	Yamaha	1		7	3	13	5			29
25	4	Deegan MANCINELLI	Honda		6		18					24
26	20	Logan DENIZE	GasGas							12	7	19
27	215a	Liam JACKSON	Yamaha	11	8							19
28	211	Deacon PAICE	KTM	3	9	5						17
29	33	Jack McLEAN	Yamaha				11	4			1	16
30	275	Travis OLANDER	Husqvarna						13			13
31	277	Cooper ROWE	Husqvarna						2	4	5	11
32	227	Finley MANSON	KTM					9				9
33	56	Thomas LAMBERT	KTM				5					5
34		Kobi WOLFF	Husqvarna		5							5
35		Brodie PETSCHAUER	Honda	4								4
36	29	Connar ADAMS	KTM							1	2	3
37	147	Frederick TAYLOR	KTM							3		3
38	129	Blake HAIDLEY	KTM							2		2
39	228	Noah MORGAN	Yamaha					2				2
40	111a	Sonny PELLICANO	Honda				2					2
41	45	Koby TATE	Yamaha		2							2

Scott Laing
Chief Timekeeper - Scott Laing

Mark Hancock
Race Director - Mark Hancock



www.computime.com.au
COMPUTIME RACE TIMING SYSTEMS PTY LTD





Round 7
Queensland Moto Park
14 August 2022



MAXXIS
TYRES

MAXXIS MX3

PROVISIONAL PROGRESSIVE CHAMPIONSHIP POINTS

MAXXIS MX3

Pos	No	Name	Machine	Rnd 1 Wnth	Rnd 2 Mky	Rnd 3 Wod	Rnd 4 Gilm	Rnd 5 Mait	Rnd 6 Coffs	Rnd 7 Moto 1	Rnd 7 Moto 2	Total
42	222	Rory FAIRBROTHER	KTM	2								2
43	44	Jake RUMENS	Yamaha						1			1
44	254	Jack DEVESON	Husqvarna					1				1
45	52	Lachlan MORRIS	KTM					1				1
46	76	Zane MACKINTOSH	Honda				1					1
47	247	Jordan MINEAR	KTM				1					1


Chief Timekeeper - Scott Laing


Race Director - Mark Hancock



www.computime.com.au
COMPUTIME RACE TIMING SYSTEMS PTY LTD





Round 7
Queensland Moto Park
14 August 2022



MAXXIS®
 TYRES

MAXXIS MX3
 Moto 2

Date: 14/08/22
 Event: R06
 Weather: Sunny - Temp: 20.9C
 Track: Good

Started at: 13:50:34
 Laps: 20 Min + 1 Lap
 Starters: 38
 Printed at: 14:22

PROVISIONAL RACE INFORMATION

Time	Description
13:50:34	Event Start
13:51:50	Rider 23 (Byron DENNIS) HOLESHOT
13:51:50	Rider 23 (Byron DENNIS) HOLESHOT
14:14:31	Chequered Flag
14:16:41	Event Finish

The results are provisional until the end of the time limit for protests and appeals.

Scott Laing

Chief Timekeeper - Scott Laing

Mark Hancock

Race Director - Mark Hancock



www.computime.com.au
COMPUTIME RACE TIMING SYSTEMS PTY LTD

